



NC C&P CHAPTER
Antique and Classic Boat Society, Inc.

Messaging About In Boats

Monthly newsletter

NC Coastal & Piedmont
Chapter of ACBS

July 2026



Hello Fellow members,

Well, all of you who have been pining for summer, you (we) got it. I don't know how hot it's been where y'all live, but it has been sweltering here in the eastern part of the state, with minimal rain. I've heard that a lot of the lakes are down right now, some to the point where they're unnavigable. If your favorite lake is low, please use caution when boating. We're hoping Jordan Lake will be okay for us when we have our outing there next month.

Speaking of outings, we had a few boats show up for our Trent River Raft Race and luncheon in June. Pics and article in the newsletter. Coming up, we have our meeting and lake cruise scheduled for July 22nd. See newsletter for details. Looking ahead to September, and hopefully cooler weather, Cindy Jordan has made her family's home in Bath available to the chapter members from the 25th through the 28th. Those who have spent any time there know what a good time awaits them. Space is limited so let me know if you are interested. [Click here](#) to email me. You don't have to stay the entire time; a day or 2 stay is fine.

A constant theme in the chapter lately has been "thinning the herd". Many of us are stewards of multiple boats that are getting used less and less and we've reached the point of considering finding new folks to

take over our roles. In that vein, after 10 years of happy ownership, the Hills family said goodbye to our 22' Chris Craft dory, "Hunky Dory". I'm sure her new stewards will have great memories aboard her as we did. Next up for me is the 15' Cavalier. I got it for the project of bringing her back and she has served her purpose. After that all my energy (what's left of it!) will go into getting the Jersey Speed Skiff operational.

Below is a picture of **Eileen & Larry Lettick**. This 2025 special recognition award presentation is only six months late!

I hope you are all finding some good times this summer and remember to stay hydrated and protected from the sun when you're outside. I wish you all a happy and safe 4th of July as we celebrate our great nation's 250th anniversary.

Yours in classic boating,
Alan Hills, President



Cape Fear Community College Boat Show 30 May 2026

You may recall that our chapter is one of the boat show sponsors and that one of our members , **John Olsen**, is current the lead instructor of the Boat Manufacture and Service Program. Well, the weather again did not cooperate. It was a rainy

day for the show. Not to be deterred, our chapter had we had two hardy souls that showed up with their boats—**Jim Dean** and **Jim Hartman**.



CAPE FEAR
COMMUNITY
COLLEGE



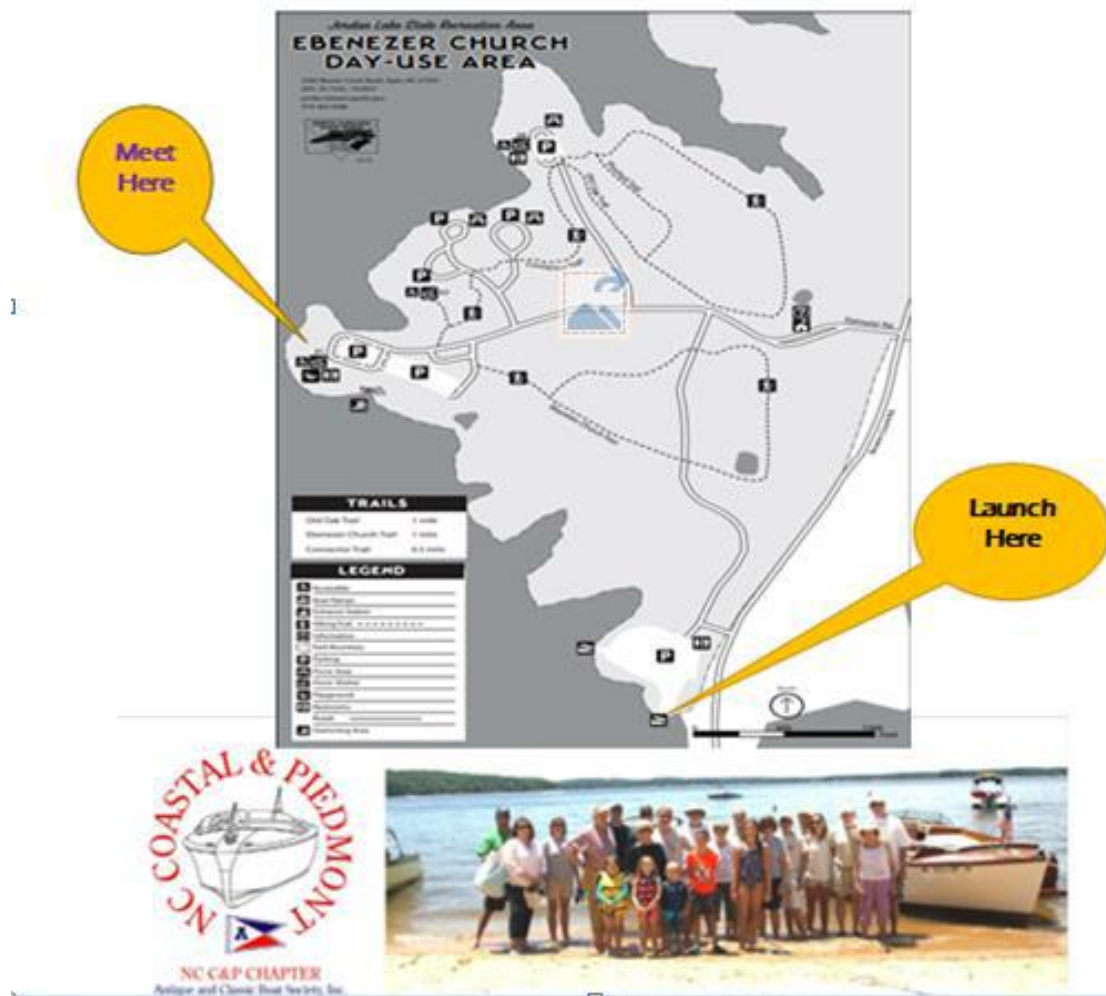
Jordan Lake Board Meeting, Family Picnic & Run Wednesday July 22nd at 4:00 PM 2582 Beaver Creek Rd. Apex, NC 27523

We chose a weekday evening in order to miss the weekend crowd and the hot day temperatures. We invite you to bring your family and friends. Pack a picnic meal and bring your own drinks. We'll grab a shelter, but you may want to bring your own chair. The business meeting will start at 4 PM and will be short. Then we'll eat and later launch our boats. No boat, no problem! There will probably be room, but it would be best for you to let Alan know if you need a ride. Just [email him](#) the details (number of adults and if special sizes of life jackets are needed for children). Leave early or stay late—your call. The park closes at 8 PM.

Meet at Ebenezer Church Recreation Area at the picnic shelter—just look for our boats at Ebenezer Shelter #1 near the lake on Ebenezer Road.

Launch from Jordan Lake Ebenezer Church Boat Ramp just off Beaver Creek Road.

Hope to see our “old” and “new” members there! This is your opportunity to meet fellow ACBS chapter members and their families.



KEVIN LINER HAS A WONDERFUL PROJECT BOAT JUST FOR YOU!

I am making this project available "free to a good home" meaning, someone with an honest intention to complete this project and not part it out. This is a rare opportunity to obtain a very complete project - I believe that all of the hardware is present and in good condition. It also comes with a contemporary Graymarine 135 hp flat-

head 6 cylinder engine and Paragon transmission. The Century Seamaid is 17.5' long and there were only 53 made in 1950. Can you list this in the next newsletter? I have attached some pictures. Here is also a link to a restored example for sale: [1950 18' Century Seamaid — Frontier Classics Wooden Boat Restoration.](#)



Parading Around the Great Trent River Raft Race

On Saturday, June 6, 2026 chapter members convened at the launch ramp in River Bend for the June chapter on-water outing. **Bill Conley** had reported the day before that Blue Tango wouldn't start even after he replaced the old battery. Poor Bill, we have heard this so many times!. We told him to bring the boat and we'd take a look at the engine. **Alan Hills** saw that the carburetor was not getting gas and the hand lever on the fuel pump wasn't delivering any gas to the carburetor so he gave the line a blow job. (take your mind out of the gutter!) This forced gas into the fuel pump and Bill was able to prime the system and get running. Alan says he loves the taste of gasoline in the morning! LOL! So that fixed Bill's engine problem and the boat ran perfectly the rest of the day.

Judy & Alan Hills and Neal Keeter (in Shaken Not Stirred), **Sharon & Bill Conley and John Justice** (in Blue Tango), **Denny Cole and his grandson Colton** (in his Aristocraft), and **Anne Marie & Jim Hartman** (in Boo Boo) rode from the ramp in River Bend on the Trent River up to Union Point Park in New Bern (the confluence of the Neuse and Trent Rivers) to see the Great

Trent River Raft Race. There weren't any rafts racing when we got to the site, so we wove in and out of the many watercraft hugging the periphery of the course. We like to think that we got more views and thumbs up than the rafts did. We heard the announcer say it would 15 more minutes before the race started, and the day was heating up so we decided to head back to the ramp and have lunch at the Saltwater Grill adjacent to it.

Denny Cole had promised his grandson they would see the race so they stayed. He later reported that it was less of a race and more of a parade, but they enjoyed it anyway.

At the restaurant, we had a tasty lunch and pleasant conversations on many topics, including of course, boats and boats under renovation.

After lunch we pulled our boats and headed home. We continue to fondly remember how much fun we have with our fellow chapter members both on and off the water. We do hope you will join us on our next adventure!







Photo by Anne Marie





Members Helping Members

There is one benefit of ACBS Chapter membership that very few seem to take advantage of: getting help to fix your boat, engine, or trailer. Among our members we have a great deal of technical experience, some of whom have made their living in the boating industry. Here are a few recent examples of members helping members.

Alan Hills received help from **John Justice** and **Jim Hartman** when he needed assistance with a carburetor issue on the engine he intends to install in the Jersey Speed Skiff that he is working on. It was a very thorny problem and it took a lot of testing, trial-and-error, and sheer determination to finally resolve it.


John Justice had a noise in the engine in his "new" 26' Chris Craft "Big Time" and he had a problem with another engine he recently purchased as a spare for "Big Time". The engine in the boat was making a ticking sound that he wanted us to hear and give an opinion on. Fortunately, it was just an oil level issue that John had rectified and the noise went away (we think?) The spare engine just would just pop through the carburetor but would not run. Jim Hartman, Alan Hills, and Neal Keeter were on the troubleshooting team that finally found a firing order issue. When that was corrected, the engine ran perfectly. Four heads are better than one!

Member **Charlie Mansfield** is getting up in age and needed help. Jim Alexander reports that, on a pleasant Tuesday, several members from the 'up North' territory headed further North for a Pop Up work session with long time member Charlie Mansfield on Lake Gaston. Charlie's 17' Chris Craft 'My Girl' needed a bottom and had been laid up for several years while Charlie did the work.

Our goal was to agree the bottom was finished, to locate the rudder and strut, and to address any outstanding issues with the bottom. Charlie had done a nice job on the planking so we did some fairing then moved on to locating & drilling for the rudder shaft, locating the strut position and discussing steps to be taken before and after the upcoming 'flip.'

Our crew included **John Justice**, **Jeff Gelm**, **Neal Keeter** and **Jim Alexander**. After Charlie bought us lunch, we finished up and headed home mid afternoon, dreaming of Sheperds, having enjoyed a day together and catching up with Charlie. We had hoped to see RK Booth, who lives on the lake, but he was unable to make it.

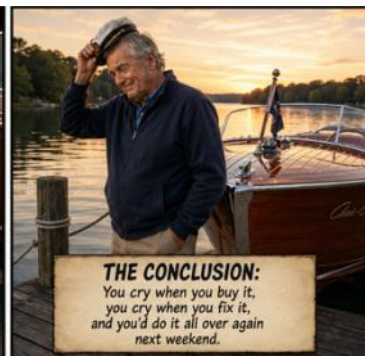
So remember to let us know if you need troubleshooting help or just a few hands to help you get your project over the hump. That is what we are here for—each other!





NCMM Installs New Drill Press with Plaque honoring Bill Baker

You may recall that our Chapter provided funding to the Friends of the NC Maritime Museum in Beaufort to purchase a drill press for the boat shop. These funds came from the sale of tools and equipment previously owned by deceased member Bill Baker. We requested that a plaque be placed on the drill press in memory of Bill. Below are the photos of the drill press and the plaque.

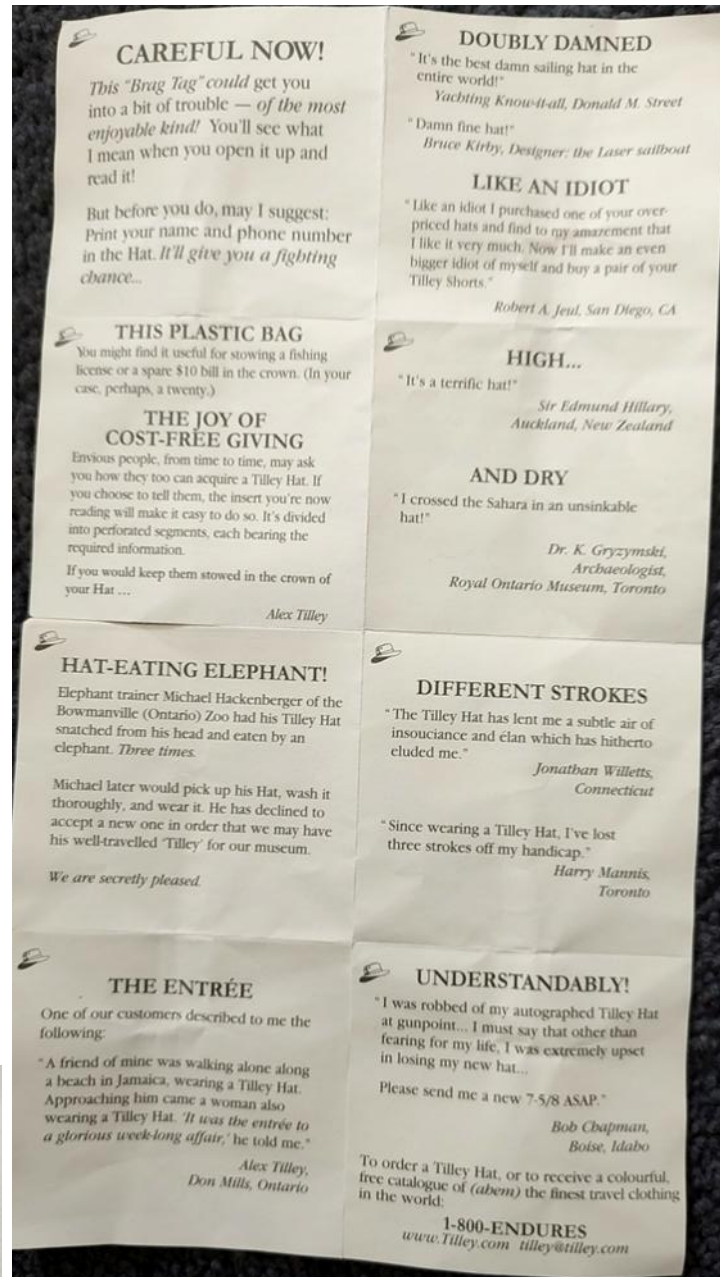


My Tilley Hat by Judy Hills

How many of you own a hat that comes with a four-page owner's manual? Or one that is made with "Canadian persnickiness?" Well, my Tilley hat that I have had many years does. I had not worn it for a while, when I whipped it out to wear for the boat ride on June 6th to see the Great Trent River Raft Race.

Now the Tilley can be worn full brim, with both sides snapped up, or rakishly with just one side snapped (reminiscent of the Australian outback). Did you know that these "slouch" hats (one side snapped up) were originally made famous by the Australian military to keep rifle straps clear of the brim? This could be a trivia question!

My favorite story in the owner's manual is about the Ontario Zookeeper who had his Tilley snatched off his head and eaten three times by an elephant! He would just pick the hat up when passed through, wash it thoroughly, and wear it again. Do read the manual on the right. You'll get a chuckle or two!



Privileged Information
Most Tilley Hat wearers, and the person beside you is a prime example, are interesting people of sterling character. It is well worth cultivating their acquaintance! To that end, you'll be pleased to learn, it is customary to provide the giver of Tilley Hat procurement information with A WARM HUG, OR STAND HIM OR HER TO A DRINK.

**THE AIRFLO
TILLEY HAT**
THE FINEST IN ALL THE WORLD
INSURED AGAINST LOSS, GUARANTEED FOR LIFE
(REPLACED FREE IF IT EVER WEARS OUT)
IT FLOATS, TIES ON, REPELS RAIN, BLOCKS UV RAYS,
WON'T SHRINK, AND COMES WITH A FOUR-PAGE OWNER'S MANUAL.
MADE OF NYLON WITH STRONG POLYESTER MESH.
HANDCRAFTED WITH CANADIAN PERSNICKETINESS.
MACHINE-WASH ON DELICATE CYCLE OR HAND-WASH (COOL WATER).
WASH FREQUENTLY TO ENSURE SWEAT WILL NOT PERMANENTLY
DISCOLOUR FABRIC. RESHAPE, AIR DRY, THEN RE-STRETCH OVER KNEE.



Flags A-Flying for Independence Day



June Contest—What is This? Don't Know, Make Something Up!

Hint: This might have come off a ship similar to the Queen Anne's Revenge and it was likely that only the senior crew were allowed to use it. Our only entrant was Alan Hills. For shame!



Alan Hills: This is obviously a lead "garment" that was worn by those who "went for a swim" at the behest of the mob!

Answer: "Seat of Ease" This is a real artifact displayed at the NC Maritime Museum in Beaufort. Interesting tidbits:

- **Pissdales:** These were historical fixtures consisting of a lead basin or trough fitted to the inside of a ship, designed so sailors could discreetly urinate over the side without exposing themselves or being blown away by heavy winds.
- **The "Head":** The primary toilet on a historic sailing vessel. It was typically located at the very front (bow) of the ship where splashing seawater would naturally clean out the chutes.
- **Officers' Seats of Ease:** Wealthy captains or pirate officers sometimes had luxurious, private indoor latrines. For example, archaeologists excavating Blackbeard's flagship, the Queen Anne's Revenge, found an intricate "seat of ease" reserved for his high-ranking crew.

ACBS REMINDERS

New 2026 Judging Standards.

The ACBS Judging Committee has just posted the 2026 Judging Handbook and Judging Score Sheet Instructions. If you are entering your boat to be judged in any ACBS Chapter Show, be sure to reference these new standards. They are good information when restoring a boat as well.

Details & pictures are needed for your online profile of your boats & motors.

This information can come in handy should a co-member need to sell because the member is unable to do so. It is also useful to other members seeking assistance with their project boats as well as to its next owner. **CHECK YOUR LISTING NOW** and add the missing photos and information.

And remember to update as the information or ownership changes.

Chapter Burgees

We have three chapter burgees available for sale at \$35 each (\$40 if mailed).

They are 12x18, laser etched, double sided (logo correct on both sides) and made of a durable material. See photo at right for style and colors. If we sell out the first order, we'll place a second order so that we have some on-hand.

Contact Alan Hills to buy a burgee.



EMBROIDERED CHAPTER LOGO SHIRTS

Now available. We have our logo with an embroidery company in New Bern. For \$8 each we can get almost any cloth item embroidered. You pick the shirt or other item. Contact Alan Hills if interested.



Name Tags—Don't have one? The First One is Free!

Please remember to wear your name tags at chapter events so we can get to know you. If you have never received a name tag—the first one is free to those who hold primary membership in our chapter. The chapter pays and will have it shipped directly to you—you just need to ask for it. You may request additional name tags or a name tag for a co-member. Click here to read information on how to order. **We also have chapter logo ball caps for \$30.** Email Alan Hills if you want one.

Members who joined or renewed this past month include:

New: Claudia Berner (Murrells Inlet, SC)

Renewed: Mike Loch, (Wilmington, NC), Jim Quinn (Wilmington, NC), Doug Jewell (Burgaw, NC)

Total Membership: 67 NCC&P Primary Chapter: 54 Not Primary Chapter: 13

Welcome!

NC Coastal & Piedmont
Chapter of the ACBS
<https://www.vintageboat.org/>

President:
Alan Hills (term ends 2027)
252-514-8525
President@vintageboat.org

Vice-President:
Jeff Martinson (term ends 2026)
919-760-2349
Vice-President@vintageboat.org

Secretary:
Judy Hills (term ends 2027)
252-670-1913
Secretary@vintageboat.org

Treasurer:
John Dougherty (Term ends 2026)
321-662-6838
Treasurer@vintageboat.org

2025 Directors:
[Jim Alexander](#) (2027)
[Bill Conley](#) (2027)
[Jim Hartman](#) (2026)
[John Justice](#) (2027)
Kevin Leiner (2026)
Jim Dean (2026)
Rob Weller (2027)

Membership Chair:
Jim Alexander
919-960-0838
DirectorJim@vintageboat.org

Scholarship Chair:
Jim Alexander
DirectorJim@vintageboat.org

Web Master:
Judy Hills
252-670-1913
Webmaster@vintageboat.org

Newsletter Editor:
Judy Hills
252-670-1913
Editor@vintageboat.org



The Raleigh-Durham-Chapel Hill Triangle Chapter of the Antique and Classic Boat Society, Inc. was officially formed on January 15, 2005 to provide a means through which individuals sharing a common interest in antique and classic boats can meet, share experiences and information, exchange ideas, and generate enthusiasm for all aspects of these unique boats. On March 21, 2019, the chapter officially changed its name to NC Coastal & Piedmont Chapter. On August 24, 2022, our Chapter was incorporated as a nonprofit in the State of NC. On May 23, 2025, the IRS designated our chapter a 501c3 nonprofit .

We promote and sponsor classic boating events, as well as educate our membership and the general public about these great craft. We partner with other clubs and organizations to promote awareness and appreciation for the history, research, repair, and restoration of these grand old boats to preserve them for future generations.

Please note that dates, the places, and times listed for events may change. Watch your email for updates or check the [home page](#) of our website. **Newsletter deadline is the 25th of each month.** Please mark these dates on your calendar:

July

22 Picnic, Chapter Board meeting, run on Jordan Lake

August

15 International Vintage Boating Day—get out there on the water! Organize an event on your home body of water and invite nearby members to join in!

29 [Classic & Work Boat Show](#) Reedville, VA Fisherman's Museum

September

11 to 12 [Smith Mountain Lake Antique Boat Festival](#)
Moneta, VA **HAS BEEN CANCELLED DUE TO LOW WATER**

11 to 13 [Century Boats 100th Anniv Show](#) Manistee, MI

13 to 20 [ACBS International Show](#) Port Huron, Michigan

25-28 Bath weekend at Cindy Jordan's family home
[Email Alan Hills](#) to reserve a room

26 [Wings, Wheels, and Keels Show](#) Topping, VA

What are the ACBS Definitions of Antique or Classic Boat?

Historic: Any boat built up to and including 1918

Antique: Any boat built between 1919 and 1942

Classic: Any boat built between 1943 and 1975

Late Classic: Any boat built 1976 to 25 years prior to the current year.

Contemporary: Any wooden boat built within the last 25 years.

Boats classified as Historic up through Late Classic will be judged separately as Preserved, Restored or Resto-Mod

Resto-Mod: Any historic, antique, classic or late classic boat that has been restored and modified with non-original parts and technology.

For more information [click here](#).