



Messing About In Boats

Monthly newsletter of the NC Coastal & Piedmont Chapter of the ACBS

February 2021

Hello Fellow Members,

I hope this finds you doing well. After nearly one year since the beginning of the COVID-19 pandemic, there is finally a ray of hope out there in the form of the vaccine, which I hope we will be able to receive very soon. Even with this development, it is still going to be a while before we can resume our normal routines. With this in mind, we are going to try to hold a workshop in April (TBD) at the Piglet, where Jeff Gelm's 17' Sportsman, "Sweet Pea", is getting a new bottom. I sure hope things start to open up by then.

In the "please throw me a bone" department, I know a lot of you have been doing some work on your boats over the winter and I would really appreciate you sharing what you have been up to by submitting a little article for the newsletter.

Y'all have got to be getting real tired of hearing of my (mis) adventures and long to hear a different voice. Maybe add a couple of pictures? C'mon, this is not hard! Heck, if I can do it, any of you can. Thanks!!

In that same vein, we are looking for sea stories and tall tales to be submitted. Just trying to keep it interesting and fun. A couple of stories were shared at the holiday party so I know

lots of you have something to contribute here. Like I've said before, this is YOUR newsletter!

Be sure to check out the events calendar at the end of the newsletter or on the website. Also, please consider organizing an event or activity for the group. Got any good ideas? Let us know!

Best regards,
Alan

ZOOM CHAPTER MEETING 27 JANUARY 2021



Shoulda Checked It!

One day last summer with my son and his family visiting, we took Hunky Dory, our 22-foot Chris Craft Dory that has an inboard engine out into Broad Creek (a tributary of the Neuse River near New Bern) and anchored out to do a little swimming. We had a wonderful time enjoying the water. When it was time to weigh anchor, I ran the windlass up to the point where I saw blue paint on the rode (a setting I had marked) and paused it. Then, as is my practice, I slid the gear into reverse and gunned the engine. This is my method of dealing with the mud that invariably accompanies the anchor on its trip up from the bottom. Satisfied that we indeed have a clean anchor, we headed back to the ramp at our sailing club to pull the boat.

About halfway in, the rear bilge pump came on. This surprised me because it had never come on before and I couldn't imagine what might have caused it. Well, it shut off after a couple of minutes and I thought "looks like I may need to check down there when we get in". Before I could even finish that thought, the pump comes on again and doesn't shut off. Uh oh, we got bigger trouble than I figured.

Fortunately, we were only minutes from the ramp and were able to get the boat on the trailer okay. After a visual inspection, there was nothing obvious to point at; exhaust hoses intact, stuffing box ok, strut bolts all there, rudder okay. Luckily, we were at a private ramp and had time to do some further investigating. We drained the bilge and slid her back in the water to see where this great volume of water was coming from. I stayed in the boat while my son backed the trailer in. Aha! Water coming from outboard on the


port side but I still couldn't see the leak.

A quick explanation of Hunky's construction is in order here for you to get the picture of what I'm looking at. The boat is made in the same fashion as a Boston Whaler. That is, it is of foam sandwich construction; from the keel to the gunwale, it is 100% foam filled except for three of what I call tubs, which are open spaces with covers. The one forward has the batteries and storage, the middle one has the engine and the aft has storage and access to stuff one usually finds in that area. On top of the rear tub, at the transom, sits a 75-gallon gas tank. The cockpit scupper arrangement is rather unusual; there are drain holes in the aft corners of the cockpit as one would expect but instead of heading directly through the transom, these have hoses attached to them that terminate at transom thru-hulls below the waterline. The port hose had come off and fallen into the bilge from the cockpit end and I had a 1" hose dumping water in. While I was removing and replacing the wet foam in the hull (another story), I replaced the two drain hoses as I knew there was an access problem I didn't want to have to deal with in the future. Super easy job with the gas tank out. It seems that my anchor mud removal method had created sufficient back-pressure in the scupper line to cause the hose to pop off the cockpit fitting!



I knew there was no way I was going to be able to reach the fitting and get the hose back on and tighten the clamp so I brought the boat over to the local boatyard to see if they might be able to wiggle down there and do what I could not. The manager checked it out and told me I needed to find a left-handed guy who had 6' arms that were skinny as tooth-

Shoulda Checked It! (Continued)

picks with the strength of a gorilla. I told him I didn't know anyone quite like that. He smiled and said that if we could get the gas tank out, he could access it from there. Well heck, I had the tank out a couple of years ago when I re-did the boat and remembered what had to come undone to remove it could do that. So, after removing the gas, I commenced to get the tank out. Before I got too far along, it became apparent to me that the teak gunwale covering boards would have to come off before the tank would come out. Not happening!



After careful consideration, I decided to try something else. How it all ended up, the job was rather easy once I had removed the exhaust, steering system, rudder, and cut an access hole. When I was finally able to get my hand on the hose, I pulled it out to where I could examine it and found that the hose clamp had rusted off. Now I have been in the boat/marine business most of my life and thought I could tell a stainless-steel clamp from ferrous by eye, but not this time, and it cost me big time. So, the moral to this story is: check your clamps with a magnet to be sure they are the real deal!



Sweet Pea Getting a New Bottom

Jeff Gelm's 17-foot Chris Craft Sportsman is at John Justice's Piglet workshop for a new bottom.



Jeff Gelm & Jacob Smith



Bill Baker



Michael Triplett



Bill, Jacob, Michael

A Blast from the Past—Lake Jordan Outing Summer 2014



Financial Report—Kevin Leiner, Treasurer

Balance:

Statement end 12/31/20: \$5931.37

Statement end 11/30/20: \$5751.37

Statement end 10/31/20: \$5631.37

Credits:

12/4/20: direct deposit \$ 180.00 from ACBS

11/5/20: direct deposit \$ 120.00 from ACBS

10/27/20: deposit \$ 15.00 (hat purchase)

10/5/20: direct deposit \$ 40.00 from ACBS

Debits:

10/8/20: check #1112 \$21.17 (B. Banta; website domain name re-registration)



Ships Store—Name Tags

These are 3.25"x 2" with magnetic backing to attach to your garment. The first name tag is free to the new member, but **MUST BE REQUESTED**. [Click here](#) to do so. Members (new or old) may purchase additional tags for themselves or their spouse or significant other. If you want an additional tag you must [email the Treasurer](#) and provide the following information for each tag desired: First name, Last name, City, and State (e.g., Alan Hills,

New Bern, NC). Also indicate the mailing address so the Treasurer does not have to look you up in the directory. The Treasurer will order the tags and they will be mailed directly to the address you provided. The Treasurer will mail you an invoice for the cost of the tag and the mailing (less than \$14). We ask that you PLEASE mail your check in promptly.



Minutes of the 27 January 2021 Chapter Board meeting

Attended:

Alan Hills, President
Judy Hills, Sec
Kevin Leiner, Treas
Bob Banta, Director
Jim Alexander, Director
Bill Conley, Director
John Justice, Director

Dan Bixler, Member
Jeff Gelm, Member
Jim Dean, Member
Greg Bradbury, Member

Welcome by President

Meeting called to order at 7:00 PM

Minutes of November meeting. Motion to approve by Kevin, seconded by Jim A. Motion carried.

Finance Report. Motion to approve by Jim A., seconded by John. Motion carried.

Committee Reports—(see addendum)

President's Report—Alan—Stacy Dasno resigned from ACBS. Ex. Dir. Dan Gyoerkoe is holding down the fort.

2021 Scholarships—Jim—Additional comment. CCFC is in the process of inviting eligible students to apply for the scholarship for 2021.

Membership—Jim—We had 8 members renew last month.

Website—Judy—every effort made to keep it fresh/current.

Newsletter—Judy—Encourage submissions. This year's theme: Tall Tales.

Old Business

Annual Required Report to ACBS—Alan

This has been completed as required and submitted to National. If anyone wants to see it, let Alan know.

Annual Report to members (recap of 2020)—Judy

Report is done and is posted with the newsletters on the website. There is also a link to it on the home page. It will also be mentioned in the February newsletter. This is a good document to give prospective members so they can see what we accomplished in 2020.

New Business

Calendar of Events for 2021—Alan—Presented an excel spreadsheet with all known and verified boat shows that would be of interest to club members. We were just notified that the CFCC Riverfront boat show for March has been cancelled—no reschedule date yet. We decided on four outings:

- Workshop at John's Piglet
- Housewarming at Bill's new workshop.
- Kevin to lead an outing on Falls Lake
- Jim Dean to lead an outing in Wilmington.

Minutes of the 27 January 2021 (continued)


No dates yet—we will work on those. Other possible outings include: Neuse River—with launch at Blackbeard Sailing Club, Lake Jordan outing and Fall fun run on Lake Gaston. As soon as we confirm a date, we'll let club members know. Club members are invited to suggest outing locations. Greg discussed the St. John's River cruise in Florida. Normally this is in conjunction with the Lake Dora show, but since the show has been cancelled for this year, the organizer plans to hold this as a stand-alone, non-ACBS cruise. Greg will forward the information once he receives it.

Items belonging to the Chapter—John. John gave a brief sketch of items, nothing of any real value. Shirts have our old name on them. He'll keep most.

2021 Budget—Kevin. Kevin proposed the 2021 budget. We agreed that it was good starting point for 2021, give the number of unknowns. See proposed budget on next page.

Next meeting will be via Zoom—7:00 PM on 28 April 2021
Adjourned

Board meeting schedule for 2021: 28 April, 28 July, 27 October, 8 December—Christmas Party (tentative)



2020 ANNUAL REPORT

Each year we publish an Annual Report so we can remember what we accomplished. It is a good document to share with prospective members. Please take the time to read it. [Click here](#) to access.

Reminder:

Those who ordered a hard copy of the ACBS 2021 Membership Directory—it will be in the mail by the end of February.



2021 Chapter Budget

	ACT 2020	BUD 2021
Balance (Jan. 1, 2021)	\$5,931.37	
Receipts		
Membership Dues	\$1,300.00	\$1,300.00
Misc. Income ¹	\$94.00	
Total Receipts	\$1,394.00	\$1,300.00
Expenses		
Operational		
Awards	\$128.40	\$150.00
Website	\$246.17	\$25.00
Name Tags	\$59.43	\$25.00
Ship's Store	-	
Boat Show		
Venue	-	
Advertising	-	
Food & Beverage	-	
Awards	-	
Events & Workshops	\$238.10	\$300.00
CFCC Scholarships	\$1,500.00	\$2,000.00
Total Expenses	\$2,172.10	\$2,500.00
Total	-\$778.00	-\$1,200.00

¹Reimbursements, Ship's Store

Per Treasurer, Kevin Leiner: We have more in fund balance than we need to have. In the next year or so we may have to reconsider the amount we are awarding in scholarships or hold a fundraiser to support it.

Twinkle, Twinkle, Little Boat: A Parody by Judy Hills

Twinkle, twinkle, little boat,
How I wonder if you'll float.
Parked upon the Field of Dreams,
Just how sturdy is your beam?

Where's your former owner gone;
When your fate he has foregone.
Leaving you to find your way
To a new owner another day.

Your varnish peeling, your planks revealing,
Your engine dying, your fate relying
On an optimistic dreamer
Who would be your redeemer.

Your heart clings to the thought,
That you'll yet be a yacht
If only your dream,
If only his dream,

Would converge on the spot,
That you will be bought.
And that you, a diamond in the rough,
Will become his cream puff!



2021 MEMBER CONTRIBUTION THEME: "TALL TALES"

Last month we made this announcement. In case you missed it, here it is again. Well, not exactly a competition, just an opportunity for members to help add content to the newsletter each month. For 2021, you are invited to contribute your best "tall tale" of your adventures in boating. Don't have one, make one up! We just want to be entertained and we don't "fact check" submissions. Parodies and other funny material also come under this heading. The only criteria is that it has to somehow involve a boat. Send in your tall tale before the end of each month to [me](#).

ST_CHAR_OSCAR_05

NC Coastal & Piedmont
Chapter of the ACBS
<https://www.vintageboat.org/>

President:

Alan Hills (term & eligibility end 2021)
252-514-8525

President@vintageboat.org

Vice-President:

Jeff Martinson (elected 2020)
919-760-2349

VicePresident@vintageboat.org

Secretary:

Judy Hills (elected in 2021)
252-670-1913

Secretary@vintageboat.org

Treasurer:

Kevin Leiner (Elected in 2019)
919-368-3412

Treasurer@vintageboat.org

2020 Directors:

[Jim Alexander](#) (2021)

[Bob Banta](#) (2022)

[Bill Conley](#) (2021)

[John Justice](#) (2021)

[Lonnie Sieck](#) (2022)

Membership Chair:

Jim Alexander
919-960-0838

DirectorJim@vintageboat.org

Scholarship Chair:

Jim Alexander
919-960-0838

DirectorJim@vintageboat.org

Web Master:

Judy Hills
252-670-1913

Webmaster@vintageboat.org

Newsletter Editor:

Judy Hills
252-670-1913

Editor@vintageboat.org



The Raleigh-Durham-Chapel Hill Triangle Chapter of the Antique and Classic Boat Society, Inc. was officially formed on January 15, 2005 to provide a means through which individuals sharing a common interest in antique and classic boats can meet, share experiences and information, exchange ideas, and generate enthusiasm for all aspects of these unique boats. On March 21, 2019, the chapter officially changed its name to NC Coastal & Piedmont Chapter.

We promote and sponsor classic boating events, as well as educate our membership and the general public about these great craft. We partner with other clubs and organizations to promote awareness and appreciation for the history, research, repair, and restoration of these grand old boats to preserve them for future generations.

Calendar of Events & Meetings

Please note that with the exception of the business meeting dates, the places, dates and times listed for events are tentative. Watch your email for updates. Please add these dates to your calendar and participate as much as you can! Support the boat shows listed and others. Chapter-sponsored events are in bold. **NOTE: COVID-19 is still impacting plans. These events are tentative—confirm before traveling.**

3/27	Cape Fear Community College Riverfront Boat Show CANCELLED
4/28	Chapter business meeting—Zoom
5/1	NCMM Beaufort Boat Show
5/14-15	Lake Lure Classic Boat & Auto Show
6/18-20	St. Michael's MD Boat Show
7/28	Chapter business meeting

New Forum on Facebook for ACBS Members

Have a question about your project? Not sure how to fix an engine issue? Join the ACBS Members Group on Facebook! [Click Here.](#)



Request to Join

What are the ACBS Definitions of Antique or Classic Boat?

Historic: A boat built up to and including 1918

Antique: A boat built between 1919 and 1942 inclusive

Classic: A boat built between 1943 and 1975 (any material)

Late Classic: A boat built 1976 to 25 years prior to the current year.

Boats classified as Historic up through Late Classic will be judged separately as Preserved or Restored boats. For more information [click here.](#)